

Wire Wound Chip Common Mode Choke Coil – SDCW-U Series

Operating Temp. : -40°C~+85°C



FEATURES

- Winding type realizes small size and low profile
- Prevention of common mode noise at high frequency
- Excellent solderability

APPLICATIONS

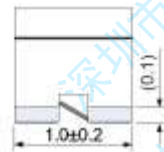
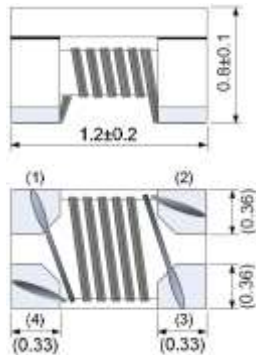
- Super speed differential signal lines for USB3.0.

PRODUCT IDENTIFICATION

<u>SDCW</u> ①	<u>2012</u> ②	<u>U</u> ③	<u>-2</u> ④	<u>-900</u> ⑤	<u>I</u> ⑥	<u>F</u> ⑦																																
①	②	③	④	⑤	⑥	⑦																																
<table border="1"> <tr><td colspan="2">Type</td></tr> <tr><td>SDCW</td><td>Winding Type Common Mode Choke Coil</td></tr> </table>	Type		SDCW	Winding Type Common Mode Choke Coil	<table border="1"> <tr><td colspan="2">External Dimensions (LxW) (mm)</td></tr> <tr><td>1210 [0504]</td><td>1.2x1.0</td></tr> <tr><td>2012 [0805]</td><td>2.0x1.2</td></tr> </table>	External Dimensions (LxW) (mm)		1210 [0504]	1.2x1.0	2012 [0805]	2.0x1.2	<table border="1"> <tr><td colspan="2">Code</td></tr> <tr><td>U</td><td>For Super Speed Differential Signal Lines</td></tr> </table>	Code		U	For Super Speed Differential Signal Lines	<table border="1"> <tr><td colspan="2">Number of Lines</td></tr> <tr><td colspan="2">2</td></tr> </table>	Number of Lines		2		<table border="1"> <tr><td colspan="2">Impedance</td></tr> <tr><td>Example</td><td>Nominal Value</td></tr> <tr><td>900</td><td>90Ω</td></tr> </table>	Impedance		Example	Nominal Value	900	90Ω	<table border="1"> <tr><td colspan="2">Packing</td></tr> <tr><td>T</td><td>Tape & Reel</td></tr> </table>	Packing		T	Tape & Reel	<table border="1"> <tr><td colspan="2">Hazardous Substance Free Products</td></tr> <tr><td colspan="2">F</td></tr> </table>	Hazardous Substance Free Products		F	
Type																																						
SDCW	Winding Type Common Mode Choke Coil																																					
External Dimensions (LxW) (mm)																																						
1210 [0504]	1.2x1.0																																					
2012 [0805]	2.0x1.2																																					
Code																																						
U	For Super Speed Differential Signal Lines																																					
Number of Lines																																						
2																																						
Impedance																																						
Example	Nominal Value																																					
900	90Ω																																					
Packing																																						
T	Tape & Reel																																					
Hazardous Substance Free Products																																						
F																																						

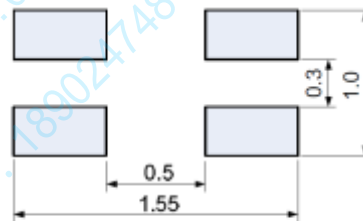
SHAPE AND DIMENSIONS

SDCW1210U TYPE

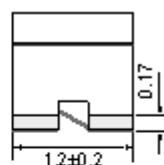
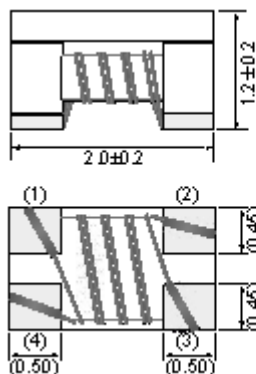


Recommended Land Pattern

Unit: mm

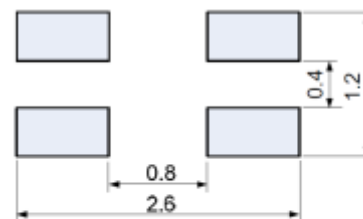


SDCW2012U TYPE



Recommended Land Pattern

Unit: mm



SPECIFICATIONS

SDCW1210U TYPE

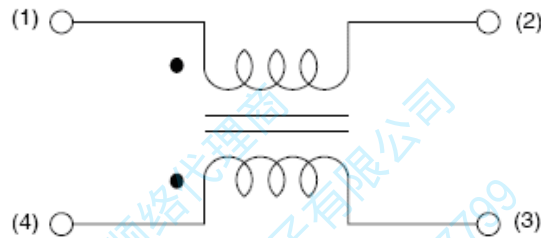
Part Number	Common Mode Impedance @100MHz	Max. DC Resistance	Max. Rated Current	Rated Voltage	Min. Insulation Resistance
Units	Ω	Ω	mA	Volts	M Ω
Symbol	Z	DCR	I _r	V _{DC}	IR
SDCW1210U-2-140TF	14±25%	0.12	600	20	10
SDCW1210U-2-600TF	60±25%	0.40	300	20	10
SDCW1210U-2-900TF	90±25%	0.50	280	20	10

SDCW2012U TYPE

Part Number	Common Mode Impedance @100MHz	Max. DC Resistance	Max. Rated Current	Rated Voltage	Min. Insulation Resistance
Units	Ω	Ω	mA	Volts	M Ω
Symbol	Z	DCR	I _r	V _{DC}	IR
SDCW2012U-2-900TF	90±25%	0.40	280	20	10

※: Products with other electrical characteristics can be provided upon customer's request. Please contact your local sales.

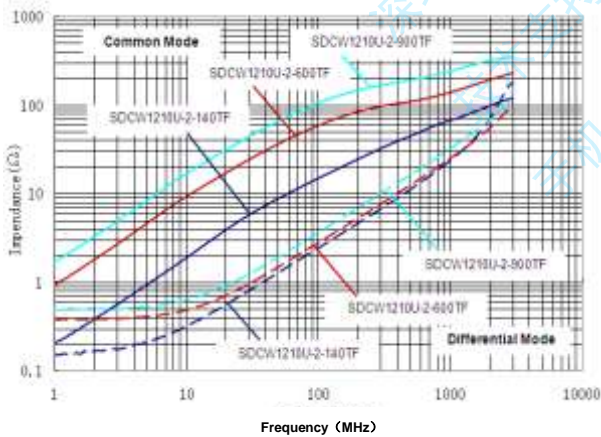
EQUIVALENT CIRCUIT



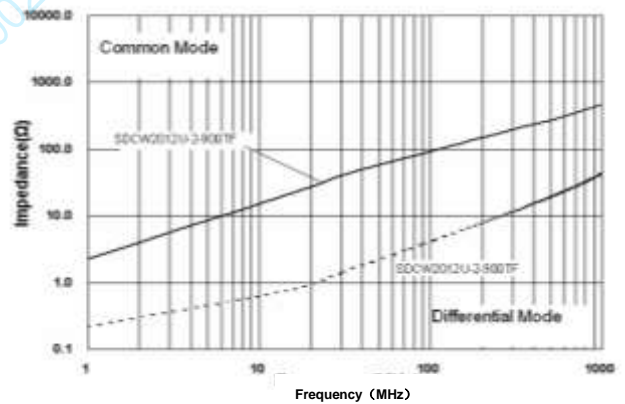
TYPICAL ELECTRICAL CHARACTERISTICS

Impedance vs. Frequency

SDCW1210U TYPE



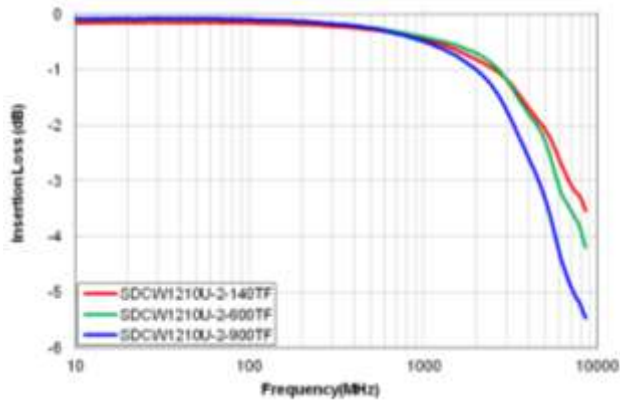
SDCW2012U TYPE



TYPICAL ELECTRICAL CHARACTERISTICS

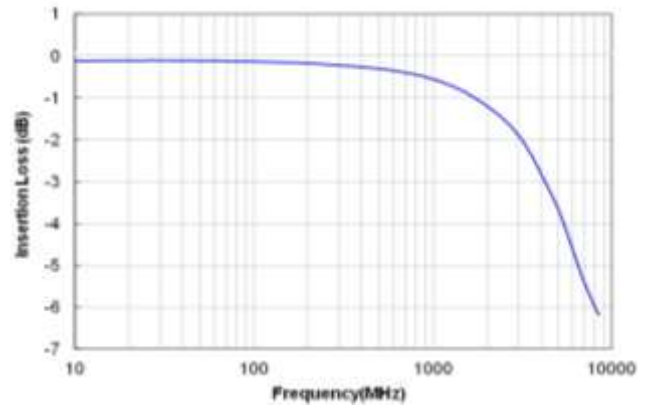
Insertion Loss

SDCW1210U TYPE



Frequency (MHz)

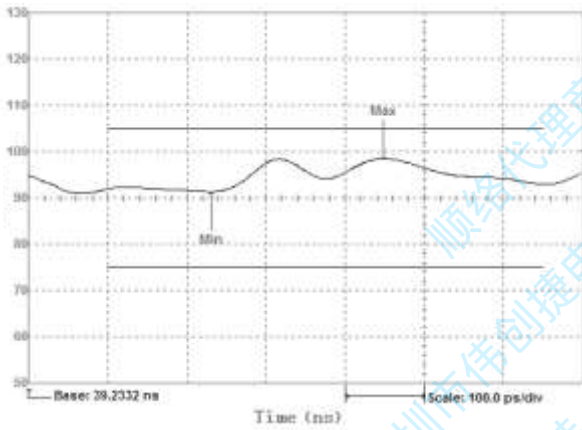
SDCW2012U TYPE



Frequency (MHz)

Differential Mode Impedance Characteristics

SDCW2012U-2-900TF



Eye Diagram in USB3.0

SDCW2012U-2-900TF

